

IP 64 variable device mount - Individual.Lens.Optic - direct, narrow distribution - visually continuous

Device mounts made of galvanised, profiled sheet steel with zinc coating combined with polyester resin paint guarantees good corrosion protection; tool-free attachment with design-integrated push locks ensure protection against theft and disassembly. Integrated end faces made of plastic with sealing lips and an all-round closed seal to the support rail for a protection type up to IP64. Variable position on the support rail. Housing colour traffic white RAL 9016; Direct, narrow-beam light distribution using the Individual.Lens.Optic made of PMMA plastic. The single lens optics has a transparent seal, ensures absolute ease of assembly and are simple to maintain thanks to the easily cleaned surface. The inner rhythm of the 3-row single lens arrangement and the overriding device mount are perfectly in tune to guarantee a homogeneous appearance in the object. Electrical connection by means of a 1m connection cable for variable device mount positioning with a 5-pin, quick-fit plug connector in the light run with free phase pre-selection; With 3h emergency lighting battery; Luminaire status by visible status LED in luminaire (NL-B3); Luminous flux in emergency light mode 891 lm. They are exchangeable, permit modernisation and reliably prolong the service life of the overall system.

CHARACTERISTICS

Order number	19427027310
EAN number	4020863419128
Commodity code	94051190
Certification mark	IP 64, Protection class I, F, D, HACCP DIN10500/Food/IFS-application-related suitability/BRC, Indoor, CE
Impact resistance (IK rating)	IK03 (5°C bis 40°C)
Ambient temperatur	ta 5°C to 40°C
Warranty period	5 years
State funding programs	BEG - Federal funding for efficient buildings (valid only for Germany)

ELECTRICAL ENGINEERING

Controller	Electronic driver 3h emergency lighting (1 pcs.)
System output	39W
Mains voltage	230V/50Hz
Circuit breakers (inrush current)	17 pieces/B10, 28 pieces/B16, 29 pieces/C10, 48 pieces/C16
Energy efficiency class/light source	C

LIGHTING TECHNOLOGY

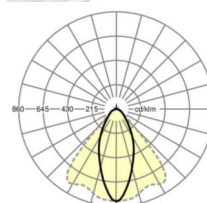

Placement	LED, Colour rendering/Light colour CRI ≥ 80 / 4000K
Colour tolerance (MacAdam)	3SDCM
Photobiological safety (Luminaire)	RG1
Nominal luminous flux	7182lm
Nominal luminous flux-emergency lighting mode	891lm
LED service life	50000h L80/B10 (Tq 40°C)
Luminaire luminous efficiency	186lm/W
Beam angle	40° (C0) / 85° (C90)
UGR lat./long.	18.0 / 20.0

MECHANICS

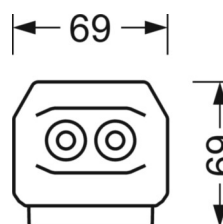
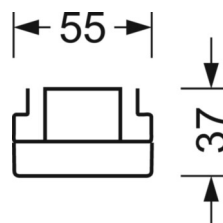
Housing colour	traffic white RAL 9016
Dimensions (LxWxDxH)	2299mm x 55mm x 37mm
Weight (net)	2.9kg
Type of installation	Mounting rail system installation, Light structure

DEEP-LINK

<https://www.regiolux.de/en/article/19427027310>



Reference	LED 7000lm 840
ηLB	100 %
Φ ↓↑	99 % / 1 %
UGR lat./long.	18.0 / 20.0



Dimensions

L	2299 mm	Length
B	55 mm	Width
H	37 mm	Height